


TOP 10 REASONS TO CHOOSE



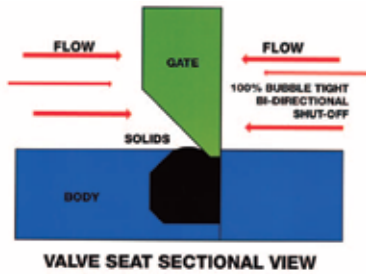
- 50 Years Proven High Performance Design
 - Worldwide Service
 - All Industries
 - Sizes 2" to 96"
 - All Materials Available
 - Pressures to 1440 PSI



- Tightest Shut-off in the Industry

Bi-Directional Zero cc/min from 28" HG Vac to Full Pressure Rating (In-Line and to Atmosphere)

EXCEEDS ANSI CLASS VI SHUT-OFF



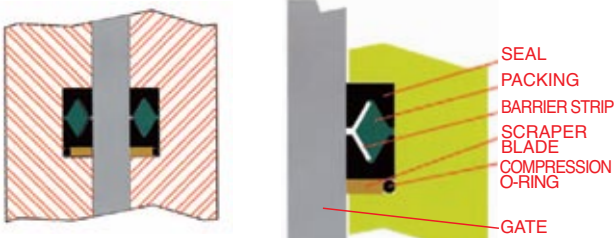
- TRANSVERSE SEAL**

Re-Packable under Pressure

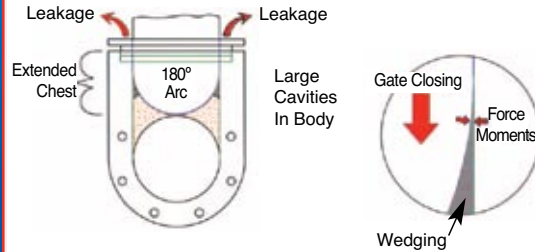


- TRANSVERSE SEAL** Both Sides of Gate

TRANSVERSE SEAL Compensates For Wear

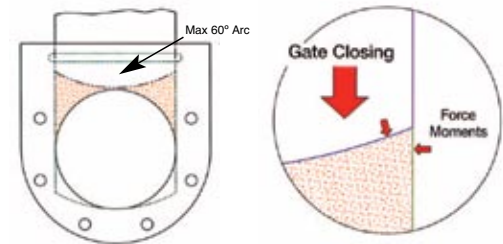


Ordinary Knife Gate Design Problem



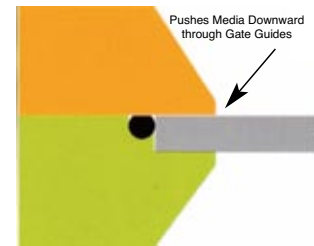
SOLUTION: Wey Valve's Unique Self-Cleaning Design

- Reduced Chest Maximum 60° Arc on Gate



- Tight Tolerance

- Gate Guided for Full Length of Stroke



- Contoured Bore Promotes Self-Cleaning

Solids pushed ahead of gate are flushed out as velocity increases and gate tip moves into open relief areas in lower bore. Seat is flush fitted with bottom of bore leaving no place for solids to pack.



- No Flush Ports Required!

- Absolute Shut-off Guarantee!